

Now that we have developed a sense of different forms of (temporary) magnetization, we will start to explore how to compute \vec{A} and thus \vec{B} for materials with different magnetizations, \vec{M} . We won't worry about what form of magnetism (para or dia), as we will instead just write down \vec{M} in most cases.

- Our model for materials is that the magnetization results from lots of little current loops.
- Remember that we focus on scales that includes several hundred or thousand atoms \rightarrow Classical ESM uses Lorentz Averaging!

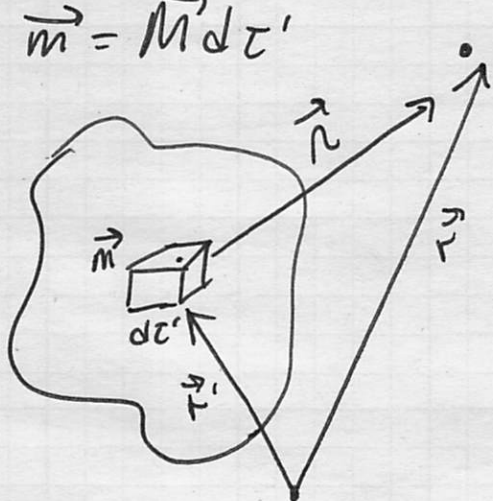
We will make heavy use of the vector potential here, \vec{A} .

$$\vec{A}_{\text{ideal dipole}} = \frac{\mu_0}{4\pi} \frac{\vec{m} \times \hat{n}}{r^2}$$

in this model the dipole

Moment of that chunk is written thusly,

$$\vec{m} = \vec{M} d\tau'$$



In a material, we can consider a chunk of volume $d\tau'$, which

has magnetization, \vec{M} .

$$\vec{A}(\vec{r}) = ?$$

We add up all the contributions to find \vec{A} ,

$$\vec{A}(\vec{r}) = \frac{\mu_0}{4\pi} \int_V \frac{\vec{M}(\vec{r}') \times \hat{n}}{r^2} d\tau'$$

In principle we could just do this computation to find $\vec{A}(\vec{r})$, but this integral can be rewritten as the sum of two contributions: one due to bound surface current & one due to bound volume currents. [The proof is in the book.]

→ This is similar to what we found regarding charge in materials, by the way.

$$\vec{A}(\vec{r}) = \frac{\mu_0}{4\pi} \int_S \frac{\vec{K}_B(\vec{r}')}{r} da' + \frac{\mu_0}{4\pi} \int_V \frac{\vec{J}_B(\vec{r}')}{r} d\tau'$$

Frankly, these integrals are much simpler and more intuitive than the previous one.

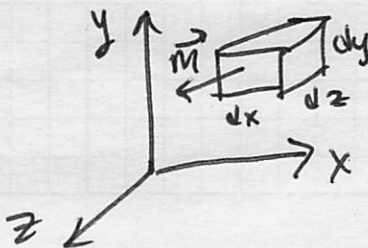
→ \vec{A} arises from bound surface & volume currents that are given by the magnetization of the material. Namely,

$$\vec{K}_B = \vec{M} \times \hat{n} \quad \text{and} \quad \vec{J}_B = \nabla \times \vec{M}$$

[This is quite analogous to $\sigma_B = \vec{P} \cdot \hat{n}$ and $\rho_B = -\nabla \cdot \vec{P}$]


So there are these "effective" currents that are bound to the material, which give rise to \vec{A} and thus \vec{B} . We can make sense of these two terms by considering a little chunk of material with

$$M = \frac{m}{dx dy dz}$$



When does \vec{K}_B come from?

So this little cube produces a magnetic dipole moment that can be modeled by a current running around 4 faces,



a little surface current K running around these 4 surfaces could give rise to \vec{m} .

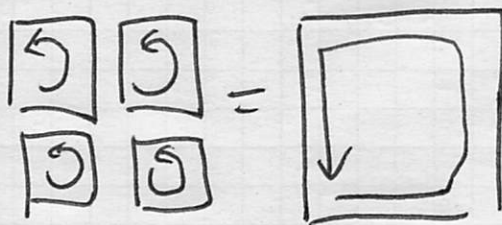
this little dipole is given by,

$$m = I \times \text{area} = (K \cdot l_{\perp}) \text{area} \quad l_{\perp} = dz \text{ or}$$

$$m = K \cdot dx dy dz \quad \text{so that } M = K \cdot \text{area} = dx dy$$

the direction of K is perpendicular to \vec{m} , and to the normal of each wall face, $\hat{M} \times \hat{n}$.

What's interesting is if \vec{M} is constant then the the result arises from the outer surface because all chunks effectively cancel each other inside the material:



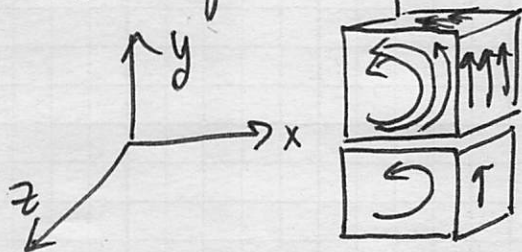
So a solid material with uniform tiny atomic currents can be modeled as simply having a macroscopic current running all around the surface of the material.

$$\vec{K}_B = \vec{M} \times \hat{n}$$

Where does \vec{J}_B come from?

If the magnetization is not constant then we can suggest that some volume currents are at work.

Consider two cells as before, but now one has a larger magnetization, \vec{M} .



Here, the internal currents won't cancel anymore, so there's a net \vec{J} inside (that can change w/ location)

In the case above,

$$I_{\text{interior}} = (J_B)_x dA_{\perp} = (J_B)_x dy dz$$

Interior is also given by the difference in upper and lower currents,

$$I_{\text{interior}} = I_{\text{upper}} - I_{\text{lower}} \Rightarrow \text{Recall, } M = K = \frac{I}{dl_{\perp}} = \frac{I}{dz}$$


$$I = M dz$$

$$= M(y + \frac{dy}{2}) dz - M(y - \frac{dy}{2}) dz$$

$$= \frac{\partial M}{\partial y} dy dz = (J_B)_x dy dz$$

So that $(J_B)_x = \frac{\partial M}{\partial y}$ (for the case of $\vec{M} = M_z \hat{z}$.)

We could consider side by side cells:



and here we would get $(J_B)_y = -\partial M / \partial x$

But

$$\nabla \times \vec{M} = \begin{vmatrix} \hat{x} & \hat{y} & \hat{z} \\ \frac{\partial}{\partial x} & \frac{\partial}{\partial y} & \frac{\partial}{\partial z} \\ 0 & 0 & M \end{vmatrix} = \frac{\partial M}{\partial y} \hat{x} - \frac{\partial M}{\partial x} \hat{y}$$

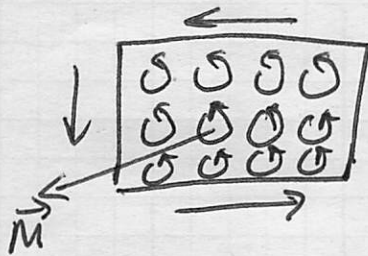
So, $\vec{J}_B = \nabla \times \vec{M}$.

Summary of Bound Current Results

Modeling matter as little current loops suggests two kinds of bound current:

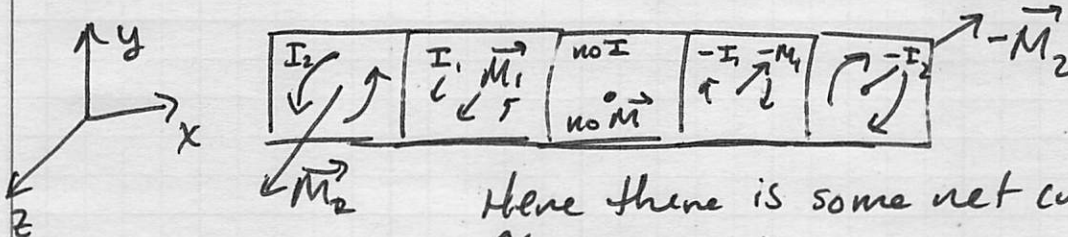
- Surface Current : $\vec{K}_B = \vec{M} \times \hat{n}$
- Volume Current : $\vec{J}_B = \nabla \times \vec{M}$

Surface Current arises from cancellations internal to the material




Some of the internal contributions cancel, which give rise to a net contribution on the surface of the cell. $\vec{K}_B = \vec{M} \times \hat{n}$

Volume Current arises when the contributions internal to the material don't exactly cancel.



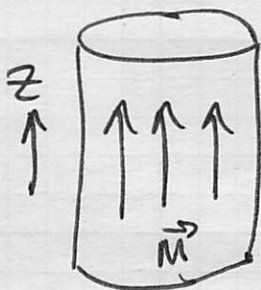
Here there is some net current flowing inside.

If we look down from the +y direction



$$\vec{J}_B = \nabla \times \vec{M}$$

$$A(\vec{r}) = \frac{\mu_0}{4\pi} \int_S \frac{\vec{K}_B(\vec{r}')}{r} da' + \frac{\mu_0}{4\pi} \int_V \frac{\vec{J}_B(\vec{r}')}{r} d\tau'$$

Example: Uniformly Magnetized Cylinder

Where are the Bound currents?

Assume $\vec{M} = M_0 \hat{z}$

It's uniform so $\nabla \times \vec{M} = 0$

— no volume bound currents.

At the top and bottom the normal vector points in \hat{z} , so $\vec{M} \times \hat{n} = 0$ there.

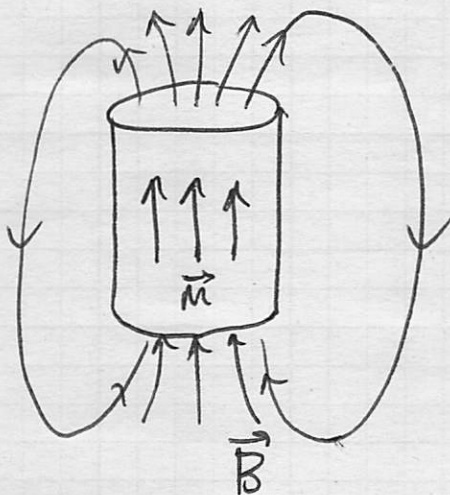
What about around the cylindrical surface?

there $\hat{n} = \hat{s} \rightarrow$ the radially direction in cylindrical coordinates.

$$\vec{K} = \vec{M} \times \hat{n} = M_0 \hat{z} \times \hat{s} = M_0 \hat{\phi}$$

We have a uniform circulation of current!

\Rightarrow This is like a finite solenoid.

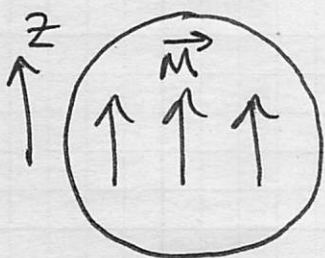


So it's a permanent magnet, which looks like a finite solenoid (inside & outside) even though there is no 'wire' with current wrapped around it.

The effect is a result of a bunch of atom contributions!

In principle we could compute the magnetic field by finding $A(\vec{r})$ for this surface current,

$$\vec{A}(\vec{r}) = \frac{\mu_0}{4\pi} \int_S \frac{\vec{K}}{r} da'$$

Example: Uniformly magnetized sphere

Choose $+z$
upward so,

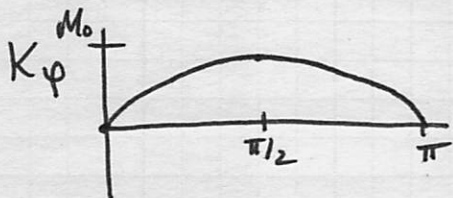
$$\vec{M} = M_0 \hat{z}$$

Again, because it's uniform
 $\nabla \times \vec{M} = 0$ there are no
bound volume currents.

The surface currents are little more
interesting because $\hat{n} = \hat{r}$;
the usual radial direction in
spherical coordinates.

$$\vec{K} = \vec{M} \times \hat{n} = M_0 \hat{z} \times \hat{r} = M_0 \sin\theta \hat{\phi}$$

So it's a current that circulates around the
sphere but whose strength varies as
sine of the polar angle.



This is exactly a problem in
Griffiths (Example 5.11)

$$\vec{B}_{\text{inside}} = \frac{2}{3} \mu_0 R \vec{M} \quad \underline{\text{uniform}}$$

outside it is a perfect dipole field with dipole moment,

$$\vec{m} = \frac{4}{3} \pi R^3 \vec{M}$$

