

I feel that my performance on Exam 1 is representative of my understanding of E&M at this point in time.

- A. Strongly Agree
- B. Agree
- C. Neither Agree/Disagree
- D. Disagree
- E. Strongly Disagree

I feel that Exam 1 was a fair assessment.

A. Strongly Agree

B. Agree

C. Neither Agree/Disagree

D. Disagree

E. Strongly Disagree

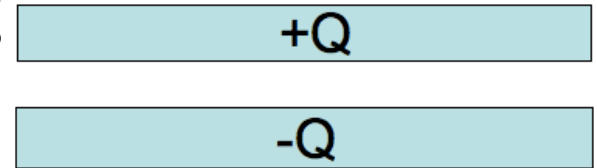
I feel that Exam 1 was aligned with what we have been doing
(in class and on homework).

- A. Strongly Agree
- B. Agree
- C. Neither Agree/Disagree
- D. Disagree
- E. Strongly Disagree

ANNOUNCEMENTS

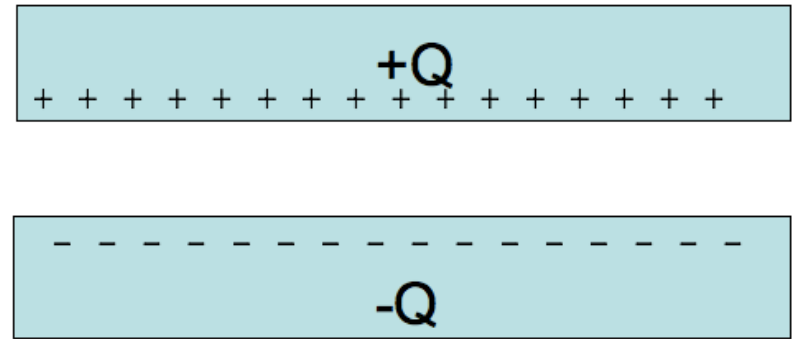
- Goal: return graded Exam 1 by Monday
- Homework 6 Special problem 1
 - Solve Exam 1 and turn into Danny on Friday
 - Write a paragraph for each problem on what you needed to do to solve the problem correctly

Given a pair of very large, flat, conducting capacitor plates with total charges $+Q$ and $-Q$. Ignoring edges, what is the equilibrium distribution of the charge?



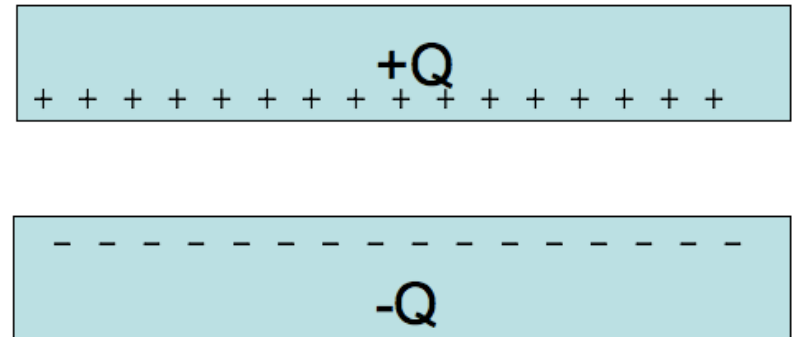
- A. Throughout each plate
- B. Uniformly on both side of each plate
- C. Uniformly on top of $+Q$ plate and bottom of $-Q$ plate
- D. Uniformly on bottom of $+Q$ plate and top of $-Q$ plate
- E. Something else

Given a pair of very large, flat, conducting capacitor plates with surface charge densities $+/- \sigma$, what is the E field in the region between the plates?



- A. $\sigma/2\epsilon_0$
- B. σ/ϵ_0
- C. $2\sigma/\epsilon_0$
- D. $4\sigma/\epsilon_0$
- E. Something else

Assume the plates are separated by a distance L and each have an area A . What is the capacitance of the plates $C = Q/\Delta V$?



- A. A/L
- B. L/A
- C. $\epsilon_0 A/L$
- D. $\epsilon_0 L/A$
- E. Something else

The electric field between the shells is just that of a point charge. What is the electric potential difference between the outer shell ($r = b$) and the inner shell ($r = a$)?

- A. $\frac{Q}{4\pi\epsilon_0} \left(\frac{1}{b} - \frac{1}{a} \right)$
- B. $\frac{Q}{4\pi\epsilon_0} \left(\frac{1}{a} - \frac{1}{b} \right)$
- C. $\frac{Q}{4\pi\epsilon_0} \left(\frac{1}{b^2} - \frac{1}{a^2} \right)$
- D. $\frac{Q}{4\pi\epsilon_0} \left(\frac{1}{a^2} - \frac{1}{b^2} \right)$
- E. Something else?

What is the sign of the potential difference between the outer shell ($r = b$) and the inner shell ($r = a$)?

$$\Delta V = V(b) - V(a)$$

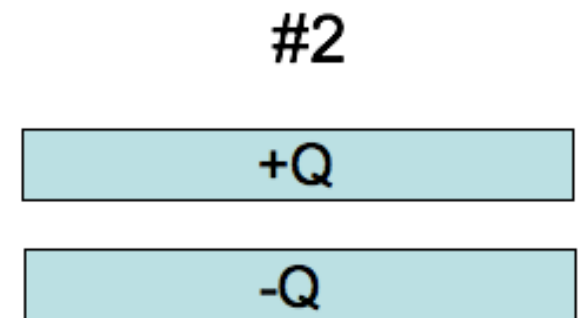
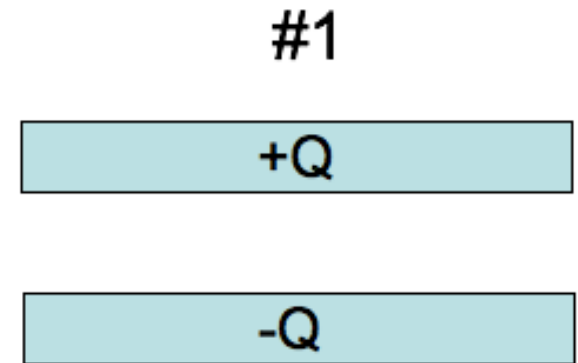
A. $\Delta V > 0$

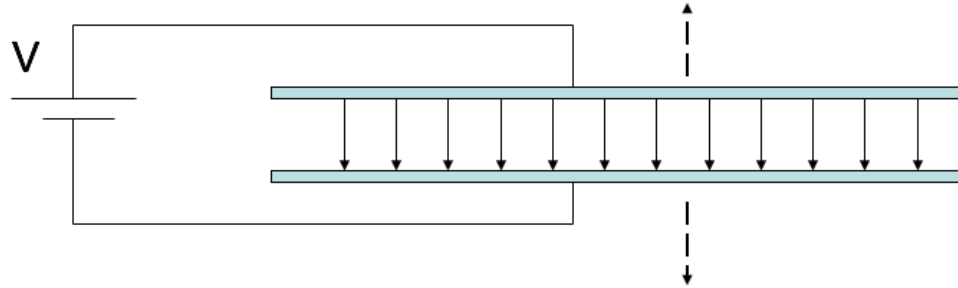
B. $\Delta V < 0$

C. ???

You have two very large parallel plate capacitors, both with the same area and the same charge Q . Capacitor #1 has twice the gap of Capacitor #2. Which has more stored potential energy?

- A. #1 has twice the stored energy
- B. #1 has more than twice
- C. They both have the same
- D. #2 has twice the stored energy
- E. #2 has more than twice.





A parallel plate capacitor is attached to a battery which maintains a constant voltage difference V between the capacitor plates. While the battery is attached, the plates are pulled apart. The electrostatic energy stored in the capacitor

- A. increases.
- B. decreases.
- C. stays constant.