

A typical metal has one free electron per atom. These electrons are free to move in response to external electric fields. There are $\sim 10^{22}$ free electrons in a cubic centimeter of copper. Roughly what size of electric field could a single 1cm sub of copper "respond" to by polarizing?

- A. 1 N/C
- B. 10 N/C
- C. 100 N/C
- D. 1000 N/C
- E. Something more than these

ANNOUNCEMENTS

- Test on Wednesday (7-9pm) BCH 101
 - All Homework solutions posted on Slack
 - You may bring in one side of a piece of paper with your own notes

January 18-20, 2019

East Lansing, MI

Michigan State University

is proud to announce the

Conference for Undergraduate Women in Physics

Featuring:

- Professional Development
- Informational Workshops
- Networking with Peers
- Tours of National and Local Labs
- Career Panels

Apply at pa.msu.edu/cuwip
by October 12, 2018



MICHIGAN STATE
UNIVERSITY

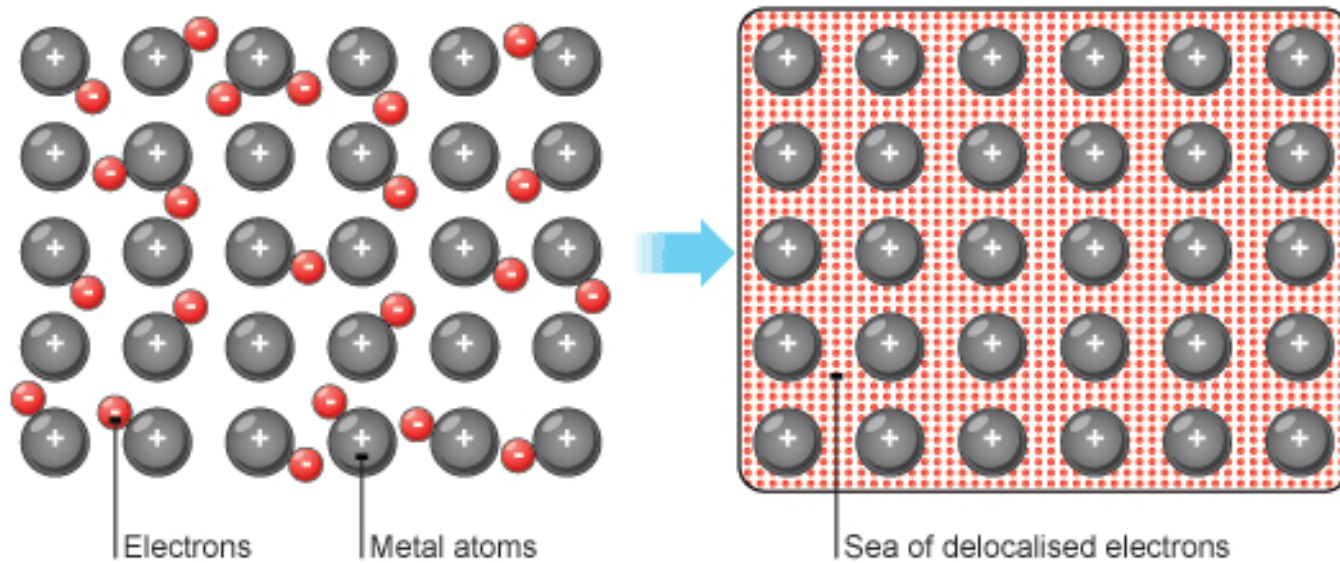


U.S. DEPARTMENT OF
ENERGY

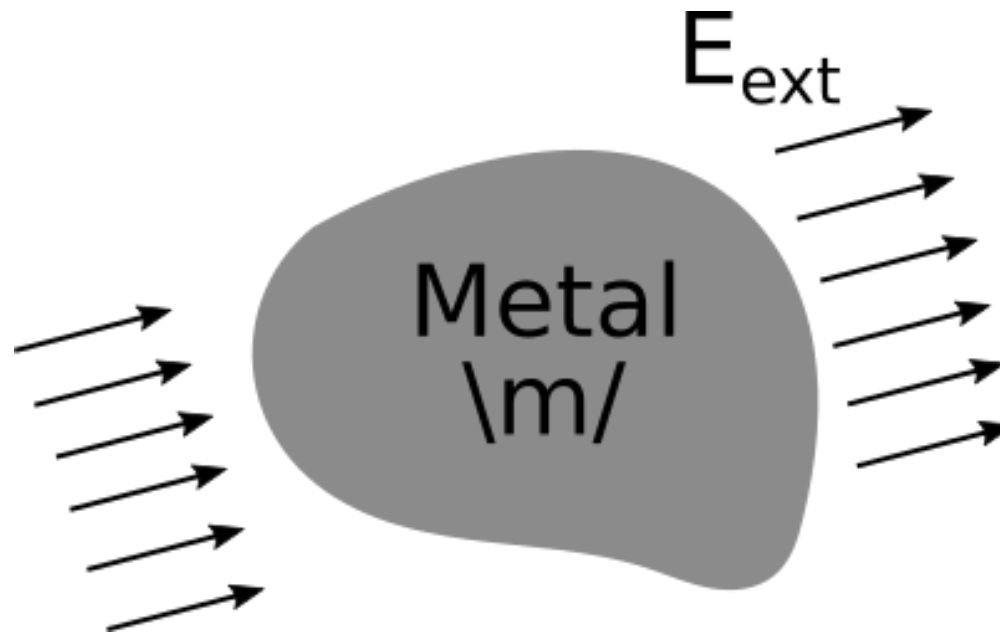
Office of
Science



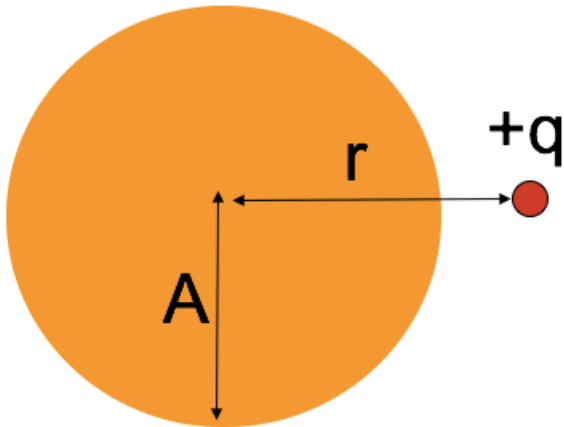
CONDUCTORS



THE CONDUCTOR PROBLEM

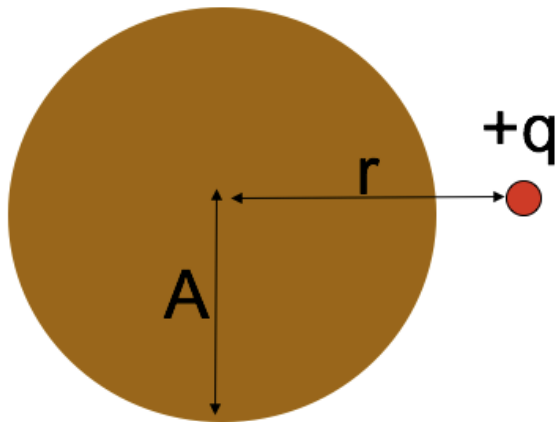


A point charge $+q$ sits outside a **solid neutral conducting copper sphere** of radius A . The charge q is a distance $r > A$ from the center, on the right side. What is the E-field at the center of the sphere? (Assume equilibrium situation).



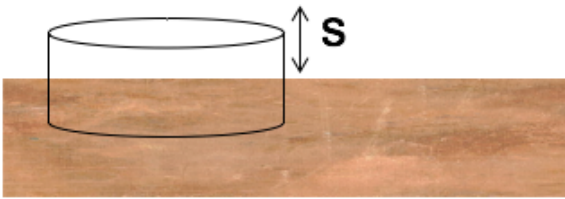
- A. $|E| = kq/r^2$, to left
- B. $kq/r^2 > |E| > 0$, to left
- C. $|E| > 0$, to right
- D. $E = 0$
- E. None of these

In the previous question, suppose **the copper sphere is charged**, total charge $+Q$. (We are still in static equilibrium.) What is now the magnitude of the E-field at the center of the sphere?



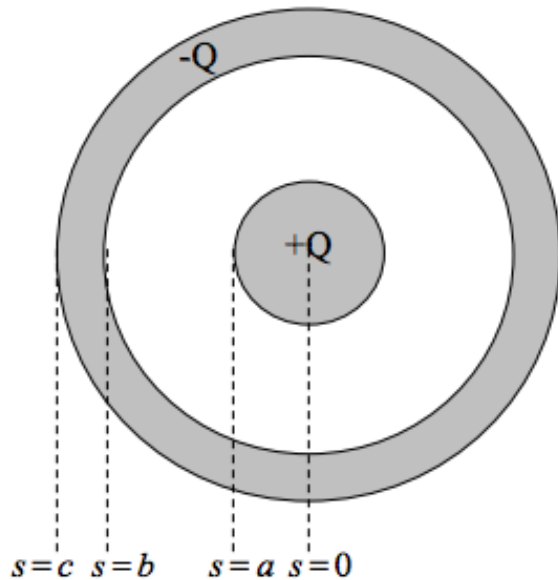
- A. $|E| = kq/r^2$
- B. $|E| = kQ/A^2$
- C. $|E| = k(q - Q)/r^2$
- D. $|E| = 0$
- E. None of these! / it's hard to compute

We have a large copper plate with uniform surface charge density, σ . Imagine the Gaussian surface drawn below. Calculate the E-field a small distance s above the conductor surface.



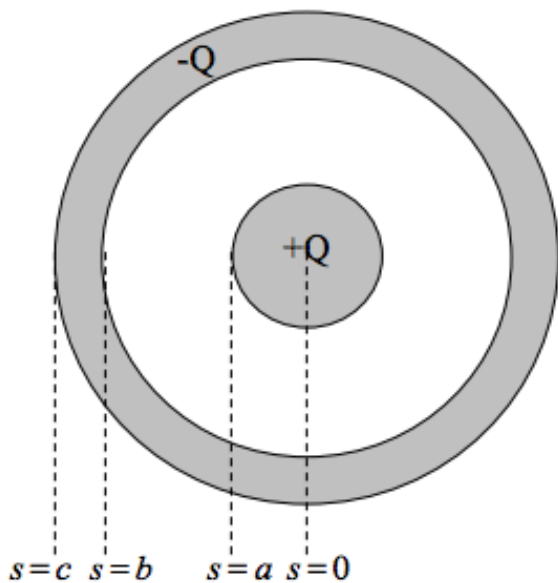
- A. $|E| = \frac{\sigma}{\epsilon_0}$
- B. $|E| = \frac{\sigma}{2\epsilon_0}$
- C. $|E| = \frac{\sigma}{4\epsilon_0}$
- D. $|E| = \frac{1}{4\pi\epsilon_0} \frac{\sigma}{s^2}$
- E. $|E| = 0$

Consider a long coaxial with charge $+Q$ placed on the inside metal wire and $-Q$ outside metal sheath as shown.

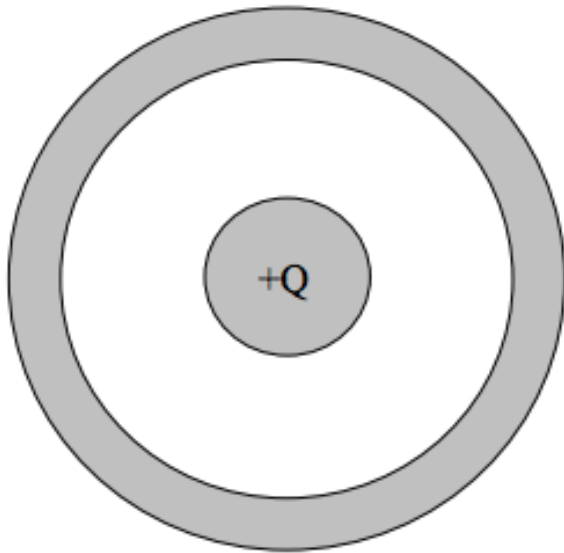


Sketch the distribution of charge in this situation using plus signs to represent positive charges and minus signs to represent negative charges.

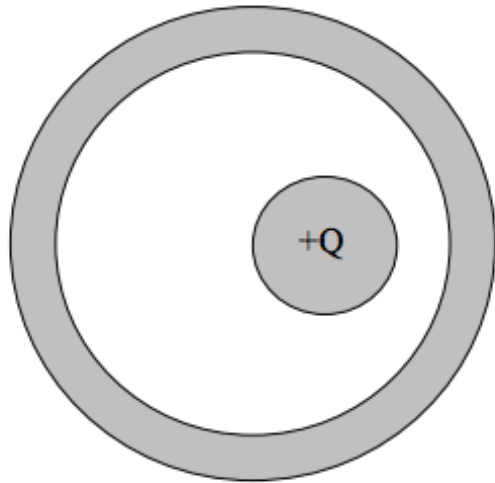
If you were calculating the potential difference, ΔV , between the center of the inner conductor ($s = 0$) and infinitely far away ($s \rightarrow \infty$), what regions of space would have a (non-zero) contribution to your calculation?



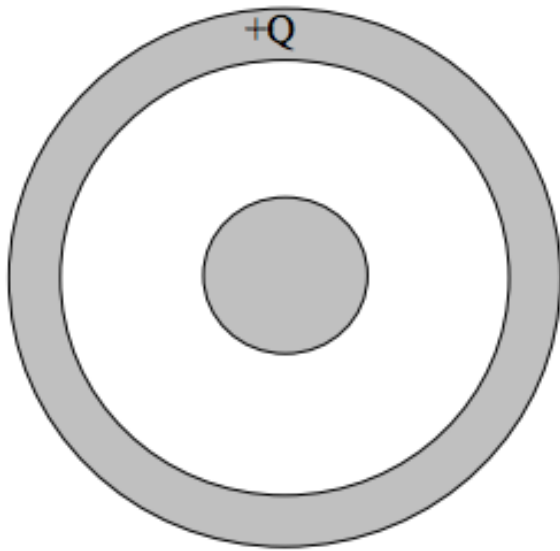
- A. $s < a$
- B. $a < s < b$
- C. $b < s < c$
- D. $s > c$
- E. More than one of these



Now, draw the charge distribution (little + and - signs) if the inner conductor has a total charge $+Q$ on it, and the outer conductor is electrically neutral.



Consider how the charge distribution would change if the inner conductor is shifted off-center, but still has $+Q$ on it, and the outer conductor remains electrically neutral. Draw the new charge distribution (little + and - signs) and be precise about how you know.



Return the inner conductor to the center.

Instead of the total charge $+Q$ being on the inner conductor, sketch the charge distribution (little + and - signs) if the outer conductor has a total charge $+Q$ on it, and the inner conductor is electrically neutral. Be precise about exactly where the charge will be on these conductors, and how you know.